

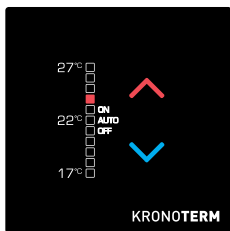
QUICK USER GUIDE

Spatial corrector KT-1

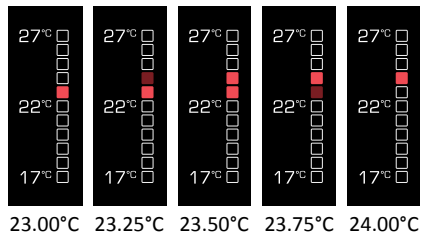
KRONOTERM

Detailed operating and connecting instructions:

<https://cloud.kronoterm.com/products>

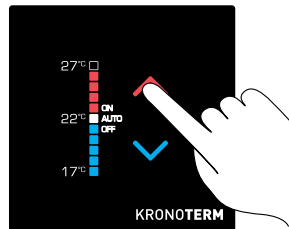


1 ROOM TEMPERATURE DISPLAY

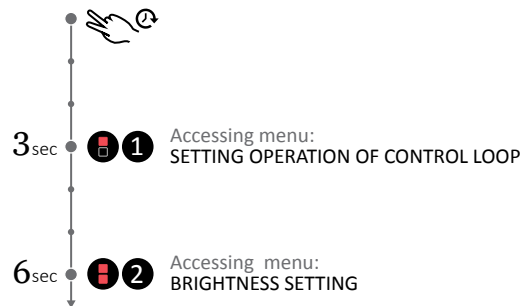
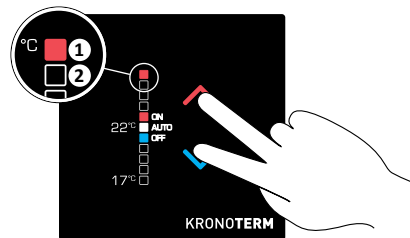


2 SETTING THE TARGET ROOM TEMPERATURE

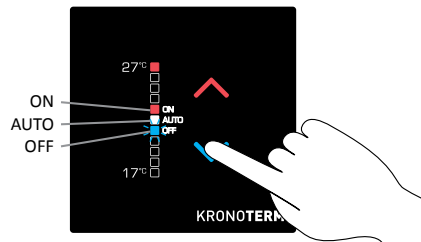
i If the brightness of display is set to **OFF**, pressing any button first shows the measured room temperature.



i ADVANCED SETTINGS



1 SETTING OPERATION OF CONTROL LOOP



2 BRIGHTNESS SETTINGS

